



Specification For LED Panel light

PRODUCT NAME: 295X1195X11.3mm Panel light

PART NO: 222302

Made By	Checked by
OK	OK

CE



ROHS



LED Panel Light



Features

- Two sides are lined with LED's to grant optimal illumination.
- High light output at a reduced energy consumption of up to 50%.
- Over 36'000 hours life expectancy.
- Wide angle of deflection with even light distribution.
- No start-up time, no flickering, no humming.
- High efficiency (95%) constant current driver with built in overheat protection that remains stable at a wide range of input voltages.
- Independent LED circuit prevents complete blackout in case an LED fails.
- Environmentally friendly, mercury and lead free.
- Causes no electromagnetic interference.


Applications



- Hotels
- Conference / Meeting rooms
- Factories & Offices
- Commercial Purposes.
- Residential / Institution Buildings
- Schools, Colleges & Universities
- Hospitals
- Places where energy saving and high color rendering index lighting are needed.



Dimensions (Unit: mm/inch)



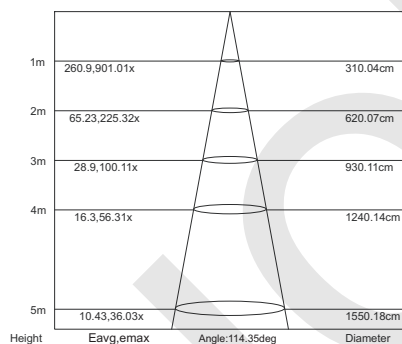
All dimension tolerance is $\pm 0.5\text{mm}$ unless otherwise noted.

11.3/0.44"


Specifications

Model #	Color	LED Type	CCT	Rated Power Consumption	CRI	Luminous Flux	Working Voltage	Beam Angle	Weight
222302 DC-50W	Pure White	SMD 2835	5500-6500K	0-50W	80	0-4681.2lm	24 Vdc	110	4.5kg
	Pure White& Warm White	SMD 2835	3900-4500K	0-50W	80	0-4464.1lm	24 Vdc	110	
	Warm White	SMD 2835	2700-3200K	0-50W	80	0-4321.5lm	24 Vdc	110	

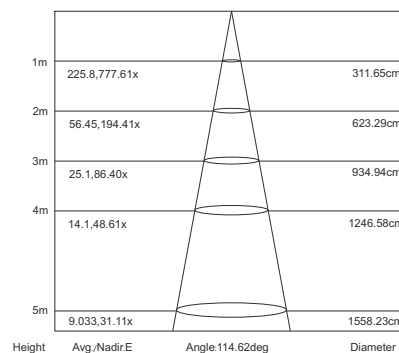
Average Illuminance Figure



222302 DC-50W
(Pure White)



222302 DC-50W
(Pure White&Warm White)

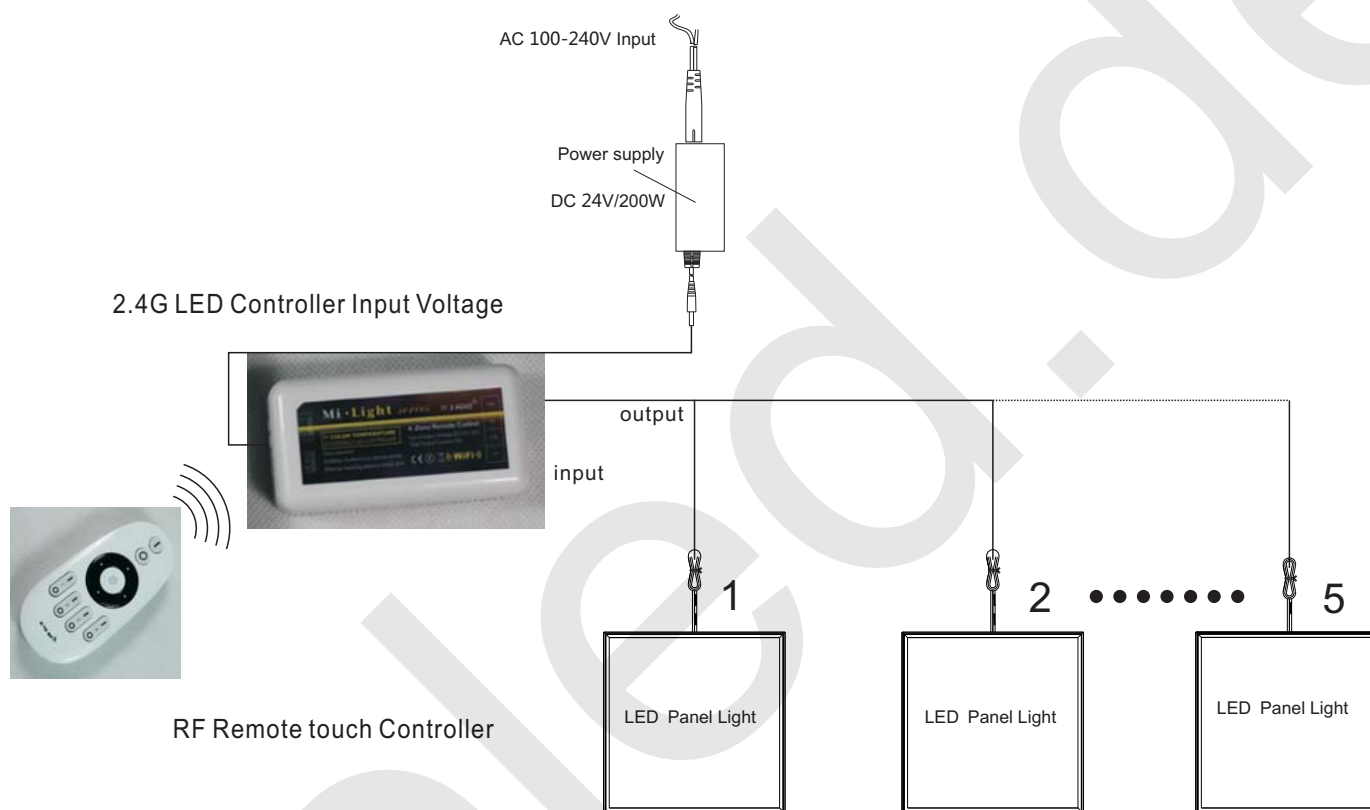


222302 DC-50W
(Warm White)

Absolute Maximum Rating

Parameter	Rating	Units
Aluminum Heat sink Temperature	70	° C
Operating Temperature	-20~+40	° C
Storage Temperature	-20~+80	° C
Equilibrium Temperature	58	° C

Electrical Connection




Electrical Characteristics for 2.4G LED Controller

NUMBER	ITEM	DESCRIPTION
01	2.4G LED Controller Input Voltage	DC24V
02	RF Remote touch Controller Input Voltage	1.5V*2
03	Output Current	6A/CH(2CH)
04	Power	<288W
05	Control Distance	30M

Installation Instruction

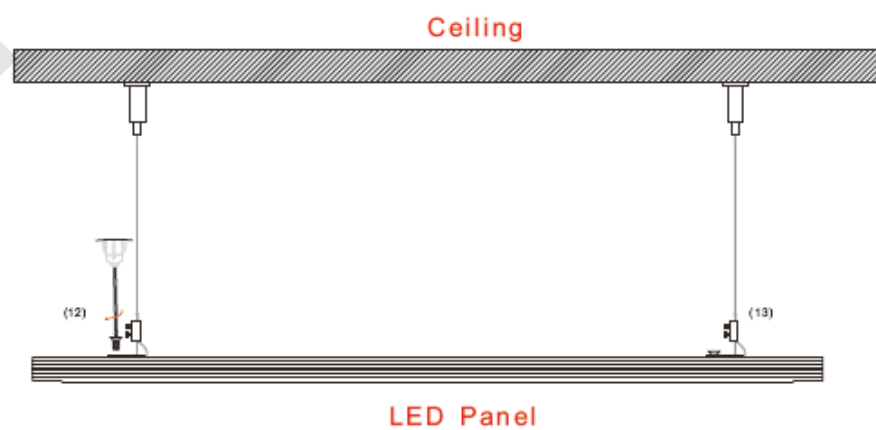
1. In-built



2. Mounting



3. Suspending



Packing Info



Inner Boxes package:

Quantity: 2 pcs/ box

NW: 7.0kg

GW :8.0kg

Dimension: L 1295 X W355 X H55 mm

Package material: K 3 K corrugated paper

Outer carton package:

Quantity: 6 * 1 layer = 6 pcs/carton

NW: 21.0kg

GW: 25.0kg

Dimension: L1310 X W180 X H370mm

Package material: K = K corrugated paper